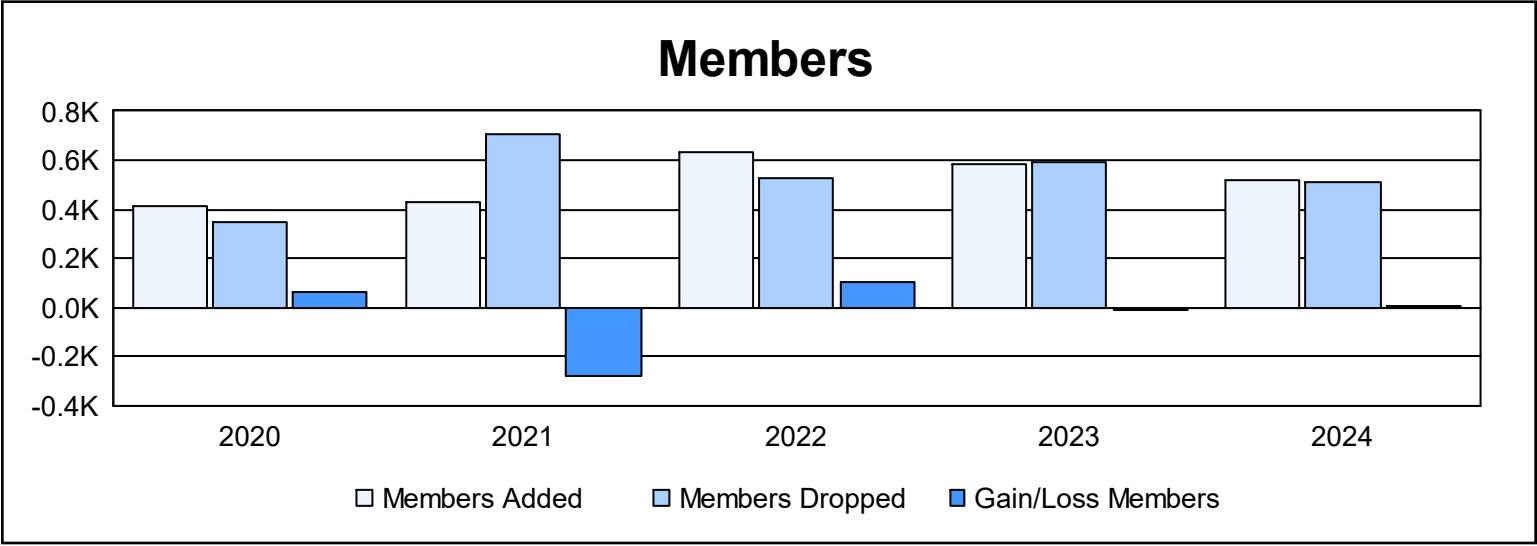
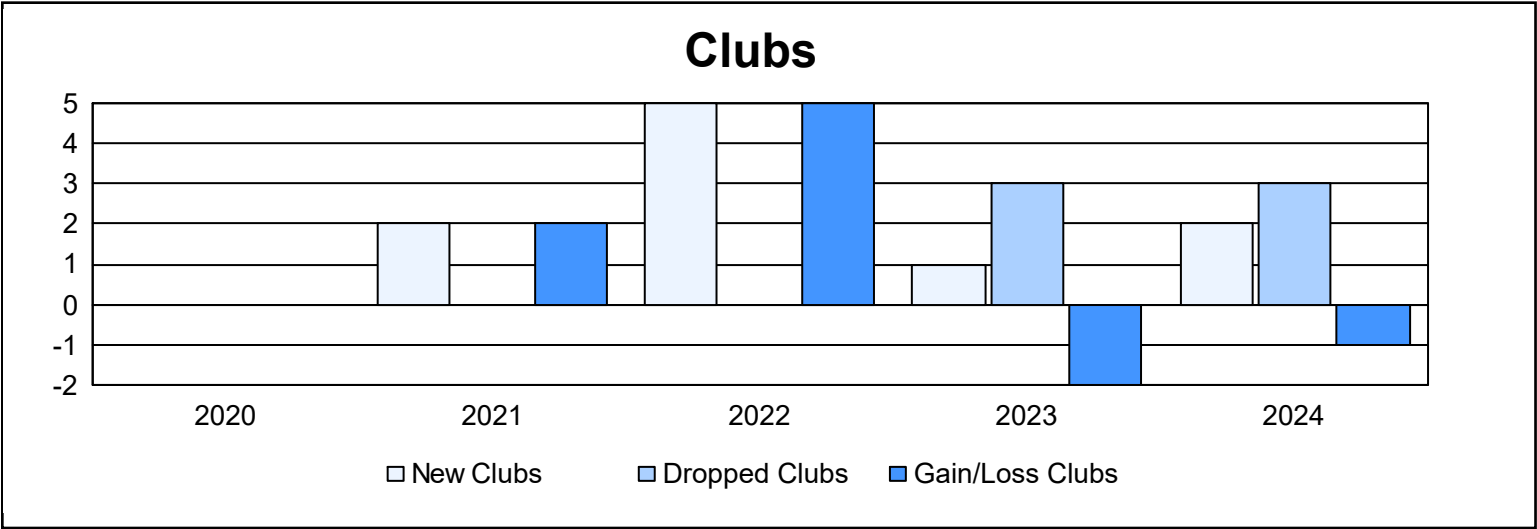
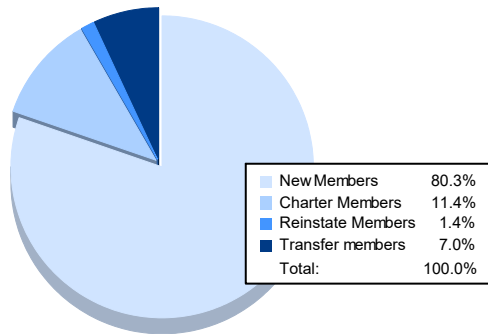


| Year | New Clubs | Dropped Clubs | Gain/ Loss Clubs | New Members | Charter Members | Reinstate Members | Transfer Members | Total Member Added | Total Members Dropped | Gain/ Loss Members |
|-----------|-----------|---------------|------------------|-------------|-----------------|-------------------|------------------|--------------------|-----------------------|--------------------|
| 2019-2020 | 0 | 0 | 0 | 364 | 5 | 16 | 27 | 412 | 346 | 66 |
| 2020-2021 | 2 | 0 | 2 | 325 | 67 | 10 | 29 | 431 | 709 | -278 |
| 2021-2022 | 5 | 0 | 5 | 432 | 164 | 7 | 29 | 632 | 525 | 107 |
| 2022-2023 | 1 | 3 | -2 | 478 | 34 | 17 | 53 | 582 | 592 | -10 |
| 2023-2024 | 2 | 3 | -1 | 415 | 59 | 7 | 36 | 517 | 509 | 8 |
| Average | 2 | 1 | 1 | 403 | 66 | 11 | 35 | 515 | 536 | -21 |



Membership Composition June 2024 Cumulative



Gender Composition June 2024 Cumulative

